







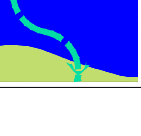







| KEY | |
|---|---|
| GOLF FEATURES | |
|  | GREEN |
|  | BUNKER |
|  | TEE |
|  | FAIRWAY |
|  | PHASE 1 |
|  | PHASE 2 |
|  | PHASE 3 |
|  | PHASE 4 |
|  | MATERIAL IMPORT ROUTES |
| INFRASTRUCTURE | |
|  | PROPOSED DEVELOPMENT TEMPORARY HAUL ROAD |
|  | ELECTRICITY POLES (BASE LEVEL) |
|  | BUILDINGS |

NOTES:

PHASE 1
IMPORTING TRAFFIC WILL EMERGE INTO THE LINE OF PLAY AT HOLE NO. 14 THE OTHER MINOR DISRUPTIONS WILL BE LIMITED TO THE ENGINE NOISE OF PASSING TRUCKS, BEHIND THE 10TH AND 13TH GREENS AND BEHIND THE 11TH TEES.

PHASE 2
THE POINTS AT WHICH IMPORTING TRAFFIC WILL EMERGE INTO THE LINE OF PLAY IS AT THE 4TH AND 14TH. TO REACH THE MOST WESTERLY MOUNDS ON THE LEFT HAND-SIDE OF THE OF HOLE NO. 4 TRUCKS WILL HAVE TO EMERGE INTO THE LINE OF PLAY.

PHASE 3
DUE TO THE NARROW NATURE OF THIS HOLE AND THAT WORKS WILL NEED TO BE EXECUTED DIRECTLY IN THE LINE OF PLAY, THE IMPLEMENTATION WILL BE PROGRAMMED OUTSIDE THE HOURS OF PLAY.

PHASE 4
THE ONLY POINT DURING THIS FINAL PHASE THAT TRAFFIC WILL INTERFERE WITH THE LINE OF PLAY IS AT HOLE NO. 10. OTHER MINOR DISRUPTIVE AREAS IN THIS PHASE WILL BE ADJACENT TO THE 12TH AND 13TH HOLES. OPERATORS MUST BE AWARE OF THEIR CLOSE PROXIMITY TO THE LINE OF PLAY AND BE READY TO STOP AND GIVE WAY TO GOLFERS.

GENERAL NOTES

- THE PROPOSED IMPORT ROUTES MINIMISE DISTURBANCE ON THE CIRCULATION AND PLAYABILITY OF THE GOLF COURSE
- DRIVERS SHOULD BE FULLY AWARE OF THEIR PRESENCE WITHIN THE GOLF COURSE AND IT WILL BE THEIR RESPONSIBILITY TO GIVE WAY TO GOLFERS
- FOLLOWING THE CLEARANCE OF IDENTIFIED VEGETATION AND THE STRIPPING AND STOCKPILING OF EXISTING TOPSOIL EACH PHASE WILL BE FILLED AND SHAPED TO THE HEIGHTS AND FORMS STIPULATED ON THE PROPOSED GRADING PLAN
- MATERIAL WILL BE FIRST DEPOSITED AT THE FURTHEST POINT AWAY FROM ENTRY. FINISHING IMPORTING AT THE POINT OF ENTRY WILL ENSURE THAT THERE IS NO DISTURBANCE OF AREAS ALREADY SHAPED TO FINAL SUB - SURFACE LEVELS
- WHILE THE IMPORTING AND SHAPING OF A PARCEL IS TAKING PLACE, THE NEXT AREA SHOULD BE PREPARED FOR THE SAME OPERATION. THIS PROCESS WILL CONTINUE SEQUENTIALLY AND FINISH AT THE PROPOSED 10TH TEES

client:



CHERRY LODGE
GOLF CLUB

Westerham, Kent

f: 01959 572250

email: info@cherrylodgesc.co.uk



WOODLAND
GOLF BUILD SPECIALISTS
shaping a future in golf

Sherborne, Dorset

f: 01895 431333

e.enquiries@woodland.uk.com

| | |
|---------------------|-----------------------------|
| project: | drawing title: |
| Remodel | PROPOSED PHASING PLAN |
| date: 12.04.2011 | |
| scale: N.T.S | |